


HP508 RR

Pitch:	50.8 mm
Belt Surface:	Open, Raised Rib Surface
Minimum Width:	152.4 mm
Open Area (%):	%36. (Biggest opening 3.5x18.5 mm)
Flight:	No
Sidewall:	No
Rod:	Ø7 mm
Approved:	FDA and EU
Curve:	No
Color:	Additional colors available
Cleanability:	Good
Belt Width:	24 mm
Comb:	Yes



Product Features and Functional Benefits

- Less friction and product contact for easy cooking, cooling and freezing of products.
- Reduces back line pressure with up to %70.
- Reduced dirt and oxide build up due to self cleaning surface.
- Finger plate for trouble free transfer.
- Unique sprocket engagement reduces pulsation and increases load capacity.

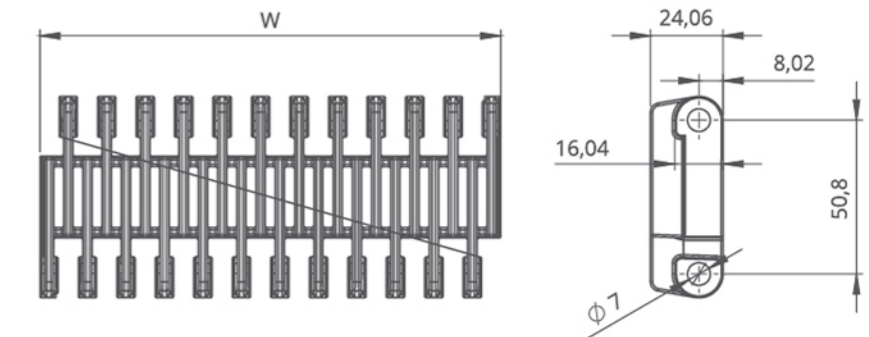
HP508 RR / Technical Information

BELT MATERIAL	BELT STRENGTH				TEMPERATURE		BELT WEIGHT Kg/m ²
	Straight		Curve		C(min.)	C(max.)	
	Kg/m	N/m	Kg/m	N/m			
Polypropylene	2352	23520	-	-	+5	+90	8.90
Polyethylene	-	-	-	-	-	-	-
Acetal	4550	45500	-	-	-43	+110	13.50

- Belt strength and temperature values are maximum on the table.

HP508 RR / Standard Belt Widths

BELT SERIES	WIDTH (W)				Belt Width Tolerance (max.)
	PP-PE		POM		
	(mm)	(inch)	(mm)	(inch)	
HP508	152,4	6"	152,4	6"	± 0,5 mm
HP508	228,6	9"	228,6	9"	± 2 mm
HP508	304,8	12"	304,8	12"	± 2 mm
HP508	381	15"	381	15"	± 2 mm
HP508	457,2	18"	457,2	18"	± 3 mm
HP508	533,4	21"	533,4	21"	± 3 mm
HP508	609,6	24"	609,6	24"	± 3 mm
HP508	685,8	27"	685,8	27"	± 3 mm
HP508	762	30"	762	30"	± 4 mm
HP508	838,2	33"	838,2	33"	± 4 mm
HP508	914,4	36"	914,4	36"	± 4 mm
HP508	990,6	39"	990,6	39"	± 5 mm
HP508	1066,8	42"	1066,8	42"	± 5 mm
HP508	1143	45"	1143	45"	± 5 mm



- Standard belt increments 76.2 mm.
- Please contact with customer service for precise belt measurements.

HP508 RR

Modular Belt Series

• Bakery Applications

Cooling Line

• Snack Foods Applications

Cooling Line

• Fruits and Vegetables Applications

Palletizing - Epalletizing, Sterilization Conveyance

• Automotive Applications

Battery Filling

• Tire Manufacturing Applications

Dip Tank

• Packaging Applications

Accumulation, Palletizing - Depalletizing

• Textile Applications

Dyeing

• Beverages and Bottling Applications

Glass Palletizing - Depalletizing, Pasteurizers - Warmers, Accumulation Tables

• Can Manufacturing Applications

Accumulation Tables, Palletizing / Depalletizing

• Pasta Applications

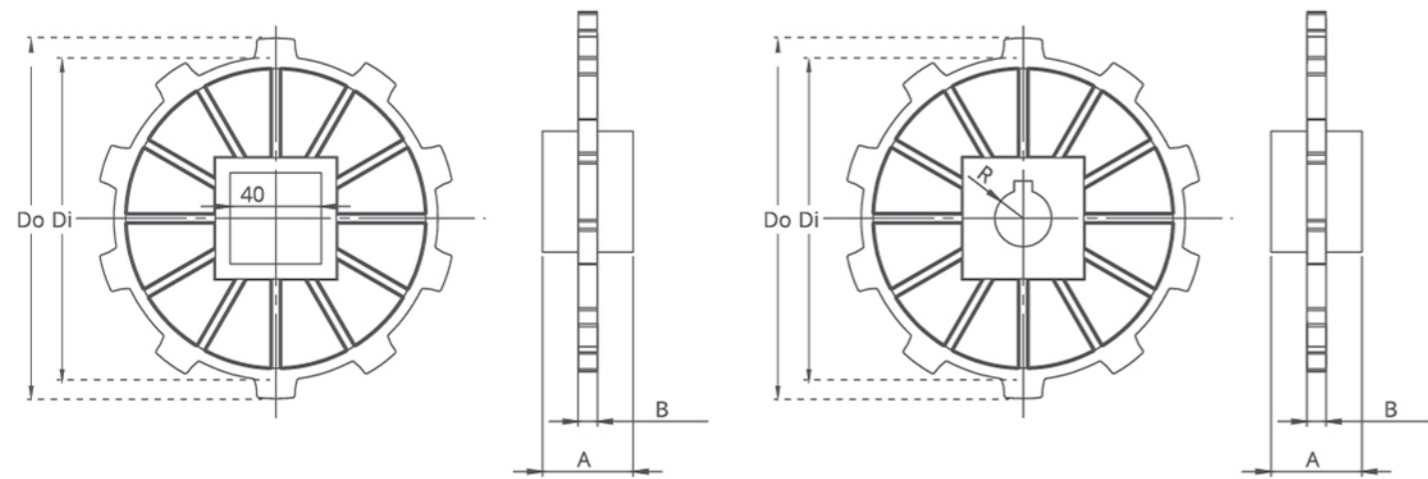

Blanched, Pasteurizers and Cooling Lines

• Meat Applications

Microwaves, Cooling and Freezing Lines

HP508 Series Sprockets and Technical Specifications

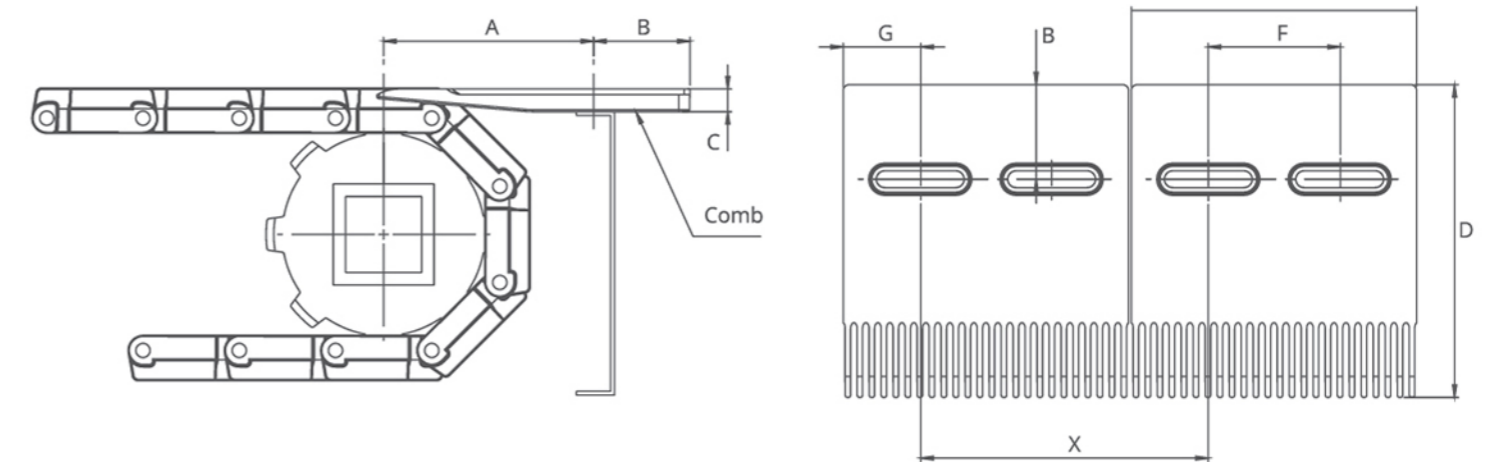

HP508 Series Accessories and Technical Specifications



HP508 Series / Standard Sprockets Dimensions


NO.TEETH	Di	Do	B	A	Square Bore (Q)	Round Bore (R)	PRODUCT CODE	
							Square Type (Q)	Round Type (R)
Z6	77.0 mm	94.6 mm	9.0 mm	40.0 mm	40.0 mm	25.0 / 30.0	HP508SQZ6*PA	HP508SRZ6*PA
Z8	109.0 mm	125.0 mm	9.0 mm	40.0 mm	40.0 mm	25.0 / 30.0	HP508SQZ8*PA	HP508SRZ8*PA
Z10	142.0 mm	159.0 mm	9.0 mm	40.0 mm	40.0 mm	25.0 / 30.0	HP508SQZ10*PA	HP508SRZ10*PA
Z12	179.0 mm	197.0 mm	9.0 mm	40.0 mm	40.0 mm	25.0 / 30.0	HP508SQZ12*PA	HP508SRZ12*PA

*Other sprockets and hub sizes are manufactured up to request. *POM (Acetal) and PP (Polypropylene) sprockets raw material is available on request.

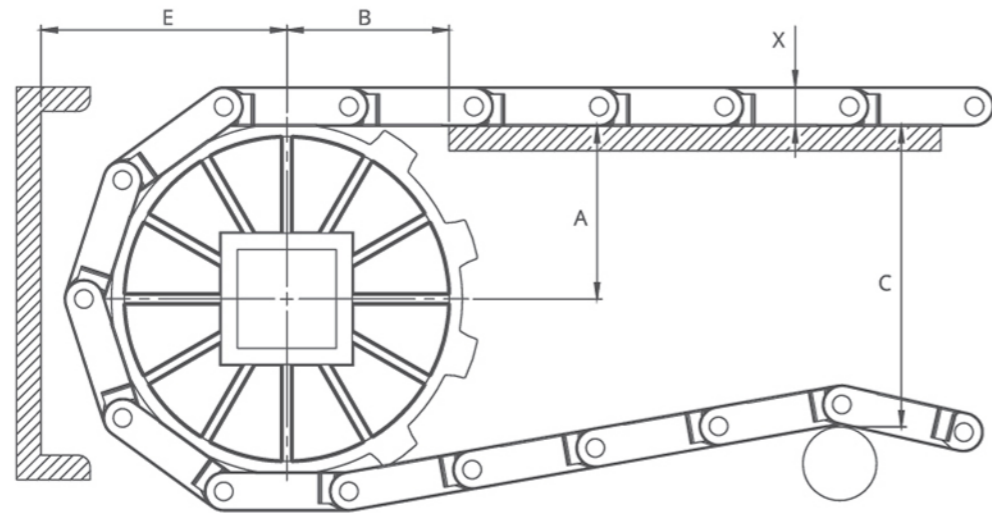


HP508 Series / Comb Technical Specifications

	(inch)	(mm)
A	4,1-4,5	105-115
B	0,98	25
C	0,49	12,5
D	5,75	146
E	5,91	150
F	2,95	75
G	1,48	37,5
X	6,10	155



HP508 Series Engineering Information

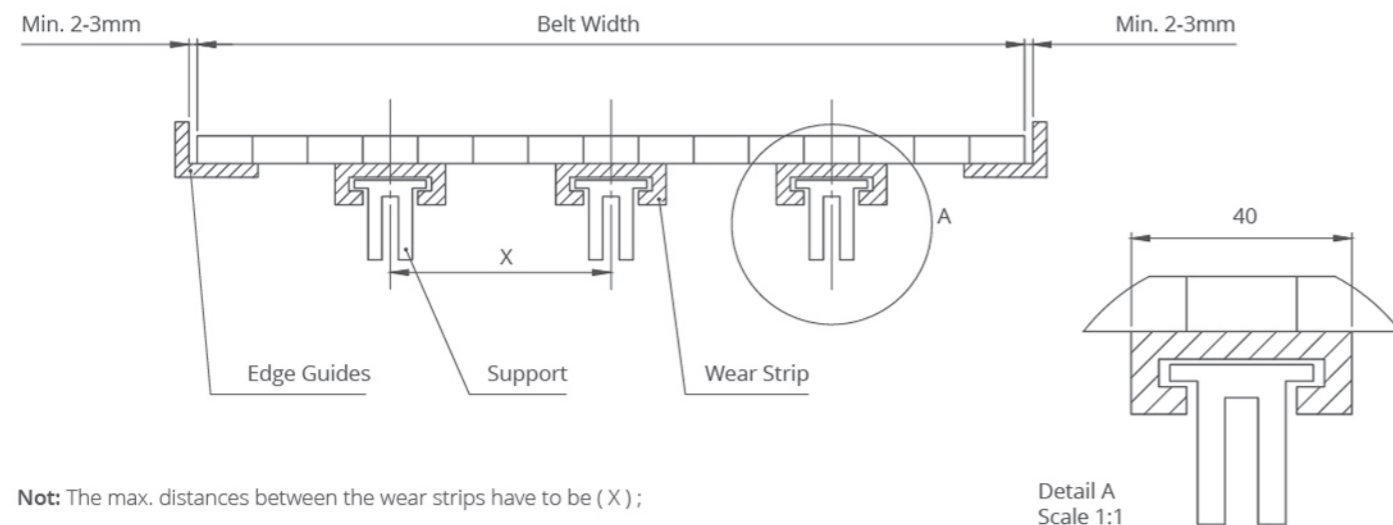


A - ± 0,031" (1mm) C - ± (Max.)
 B - ± 0,125" (3mm) E - ± (Min.)

HP508 Series / Conveyor Frame Dimensions

Sprockets Description			A		B		C		E		X	
Pitch Diameter	No.Teeth	Range (Bottom to Top)	Range (Bottom to Top)		In.	mm	In.	mm	In.	mm	In.	mm
			In.	mm								
HP508 C												
3,39	86	6	1,69	43	1,97	50	2,68	68	2,72	69	0,63	16
4,57	116	8	2,29	58,25	2,28	58	3,46	88	3,32	84,25	0,63	16
5,98	152	10	2,93	74,5	2,60	66	4,80	122	3,96	100,5	0,63	16
HP508 RR												
3,39	86	6	1,69	43	1,97	50	2,99	76	3,03	77	0,94	24
4,57	116	8	2,29	58,25	2,28	58	3,78	96	3,63	92,25	0,94	24
5,98	152	10	2,93	74,5	2,60	66	5,12	130	4,27	108,5	0,94	24

HP508 Series / Slider Support System For Straight Running Belts

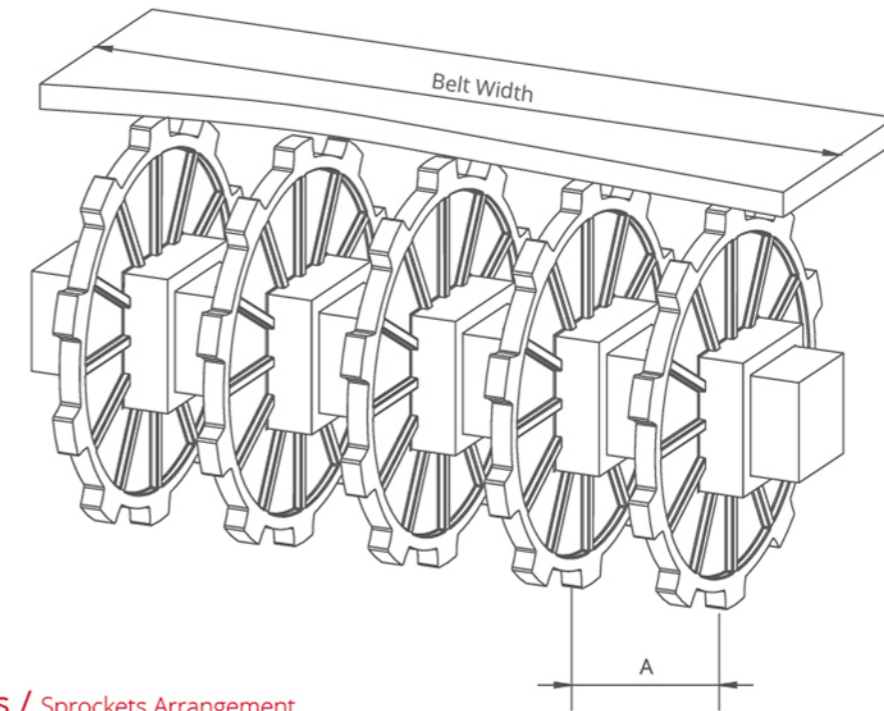


Not: The max. distances between the wear strips have to be (X) ;

125 mm for 2" belts
 80 mm for 1" / 0.5" belts

Detail A
 Scale 1:1

HP508 Series Engineering Information



HP508 Series / Sprockets Arrangement

Standard Belt Width		Number of sprockets per shaft		A (mm/inch)	
mm	inch	Drive Shaft	Return Shaft	Min.	Max.
152,4	6	2	2	60/2,36	150/5,9
228,6	9	2	2	60/2,36	150/5,9
304,8	12	3	2	60/2,36	150/5,9
381	15	3	3	60/2,36	150/5,9
457,2	18	3	3	60/2,36	150/5,9
533,4	21	4	3	60/2,36	150/5,9
609,6	24	4	3	60/2,36	150/5,9
685,8	27	5	3	60/2,36	150/5,9
762	30	5	4	60/2,36	150/5,9
838,2	33	6	4	60/2,36	150/5,9
914,4	36	6	4	60/2,36	150/5,9
990,6	39	6	4	60/2,36	150/5,9
1066,8	42	7	5	60/2,36	150/5,9
1143	45	7	5	60/2,36	150/5,9
1219,2	48	8	6	60/2,36	150/5,9
1295,4	51	8	6	60/2,36	150/5,9
1371,6	54	9	6	60/2,36	150/5,9
1447,8	57	9	7	60/2,36	150/5,9
1524	60	9	7	60/2,36	150/5,9
1600,2	63	10	7	60/2,36	150/5,9
1676,4	66	10	8	60/2,36	150/5,9
1752,6	69	11	8	60/2,36	150/5,9
1828,8	72	12	9	60/2,36	150/5,9
1905	75	12	9	60/2,36	150/5,9
1981,2	78	12	9	60/2,36	150/5,9
2057,4	81	13	10	60/2,36	150/5,9
2133,6	84	14	10	60/2,36	150/5,9
2209,8	87	14	10	60/2,36	150/5,9
2286	90	15	11	60/2,36	150/5,9
2514,6	99	15	11	60/2,36	150/5,9
2743,2	108	16	12	60/2,36	150/5,9
2971,8	117	17	13	60/2,36	150/5,9
3200,4	126	18	14	60/2,36	150/5,9
3429	135	19	15	60/2,36	150/5,9
3657,6	144	20	16	60/2,36	150/5,9
3810	150	21	17	60/2,36	150/5,9

Note: Number of sprockets depends on the belt load.